



# 2020 *Fall Finale* *Pattern Book*



November 20-22, 2020  
National Equestrian Center  
Lake Saint Louis, Missouri





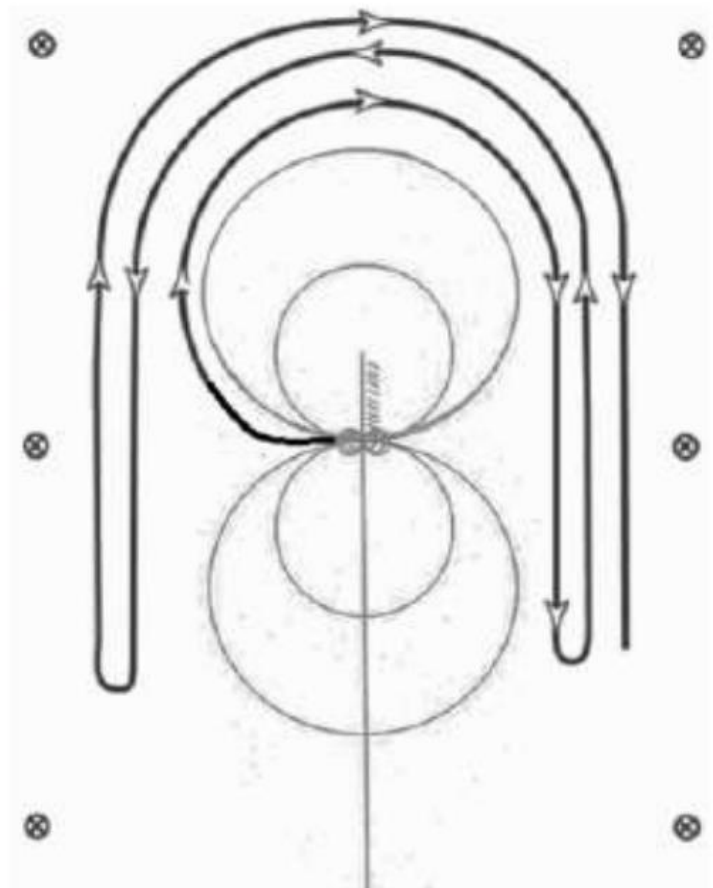
# 2020 Fall Finale

## Ranch Reining #6

### RANCH REINING PATTERN #6

1. Run in past middle marker. Stop.
2. Back 8-10 feet to center of arena.
3. 3 spins to the right.
4.  $3\frac{1}{4}$  to the left.
5. Begin on the right lead, lope circles , first large fast, second small slow; change leads to the left.
6. First circle small slow; second circle large fast; change leads.
7. Run down and stop. Roll back to the left.
8. Rundown and stop. Roll back to the right.
9. Run down and stop. Hesitate to show completion.


*Rider must drop bridle to the designated judge*





# 2020 Fall Finale

## Nov Ranch Reining #10



### NOVICE RANCH REINING PATTERN 10

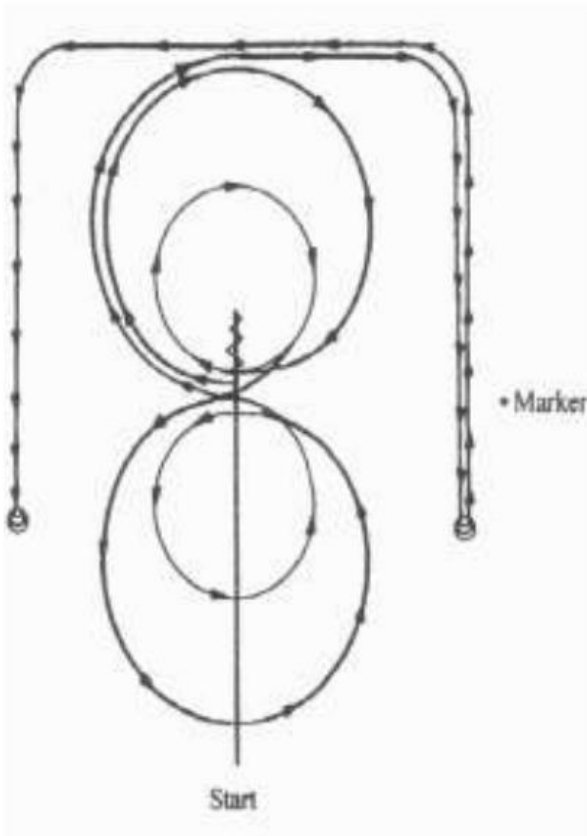
1. Start on left side of arena, Lope on your right lead around end and run past center marker, Stop, Roll back left.
2. Run past center marker, Stop, Rollback right.
3. Lope back around end at center marker close into right circle.  
Complete 2 circles on the right lead the first one a small slow, second a large fast, Stop in center.
4. 2 Spins Right.
5. On the left lead complete two circles the first large and fast, second small slow, Stop at center.
6. 2 Spins Left, hesitate;
7. Back 8 –10 feet; exit arena at trot.



# 2020 Fall Finale

## Working Cow Horse #1

### WORKING COW HORSE PATTERN# 1



1. Start at end of the arena. Run down middle past center marker to a sliding stop.
2. Back at least 10 feet to center. 1/4 turn left.
3. Pickup right lead, large fast circle, small slow circle.
4. Change leads to left, large fast circle, small slow circle.
5. Change leads to right, do not close this circle.
6. Run around end of arena and down the side (approximately 20 feet from fence) Past center marker and come to a sliding stop.
7. Complete 3½ spins to the right.
8. Continue back down the side and end of the arena to other side (approximately 20 feet from fence) go past center marker and come to a sliding stop.
9. Complete 3½ spins to the left.
10. Hesitate to complete pattern.

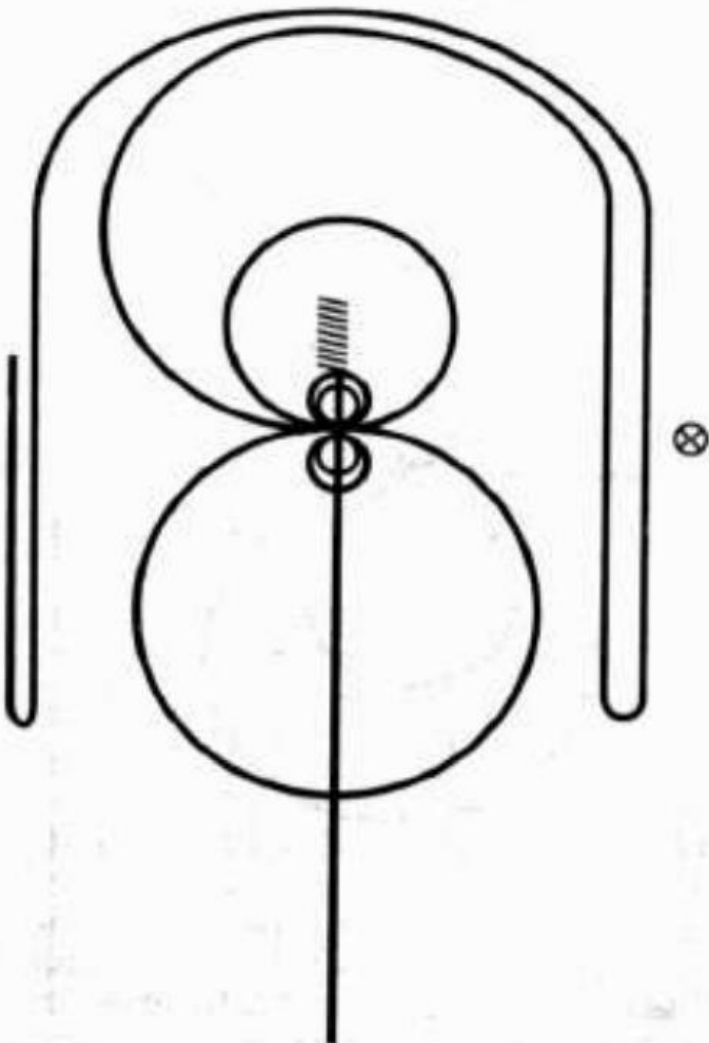




# 2020 Fall Finale

## Working Ranch Horse #3

### WORKING RANCH HORSE PATTERN # 3

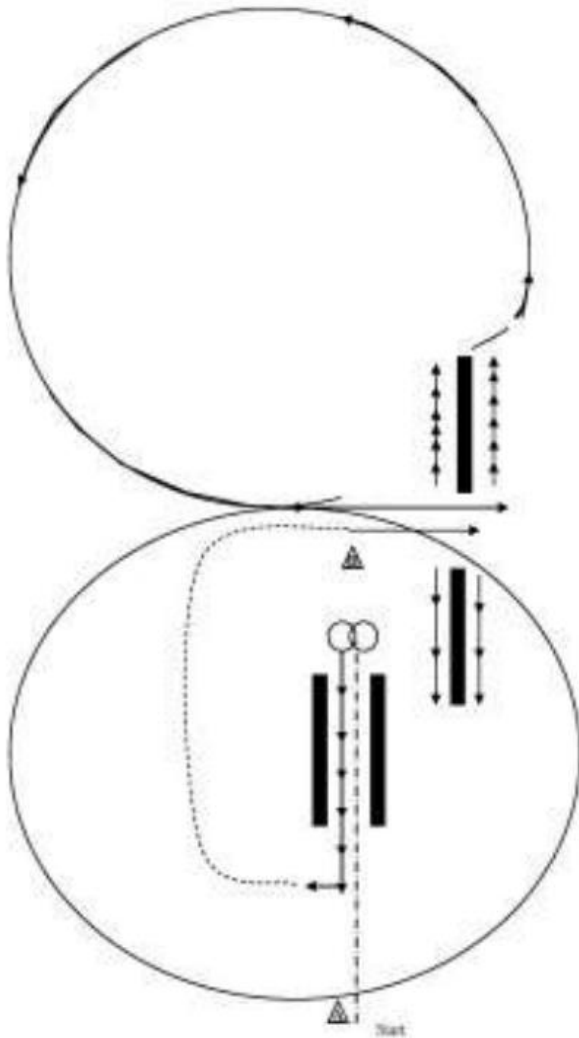


#### **Mandatory Marker Along Fence or Wall Ride Pattern as follows:**

1. Start at end of arena. Run past the center marker and do a sliding stop. Back approximately 10 to 15 feet to the center.
2. Complete 2 spins right.
3. Complete 2 1/4 spins left.
4. Begin on right lead and complete one circle right small and slow. Change leads.
5. Complete one circle left large and fast. Change leads.
6. Continue loping around end of arena without breaking gait. Run straight down the right side of the arena past the center marker and do a left rollback.
7. Continue back around the previous circle but do not close this circle. Run down the left side of the arena past the center marker and do a right rollback.
8. Continue past center marker and do a sliding stop.
9. Hesitate to complete pattern.



# 2020 Fall Finale Ranchmanship #1



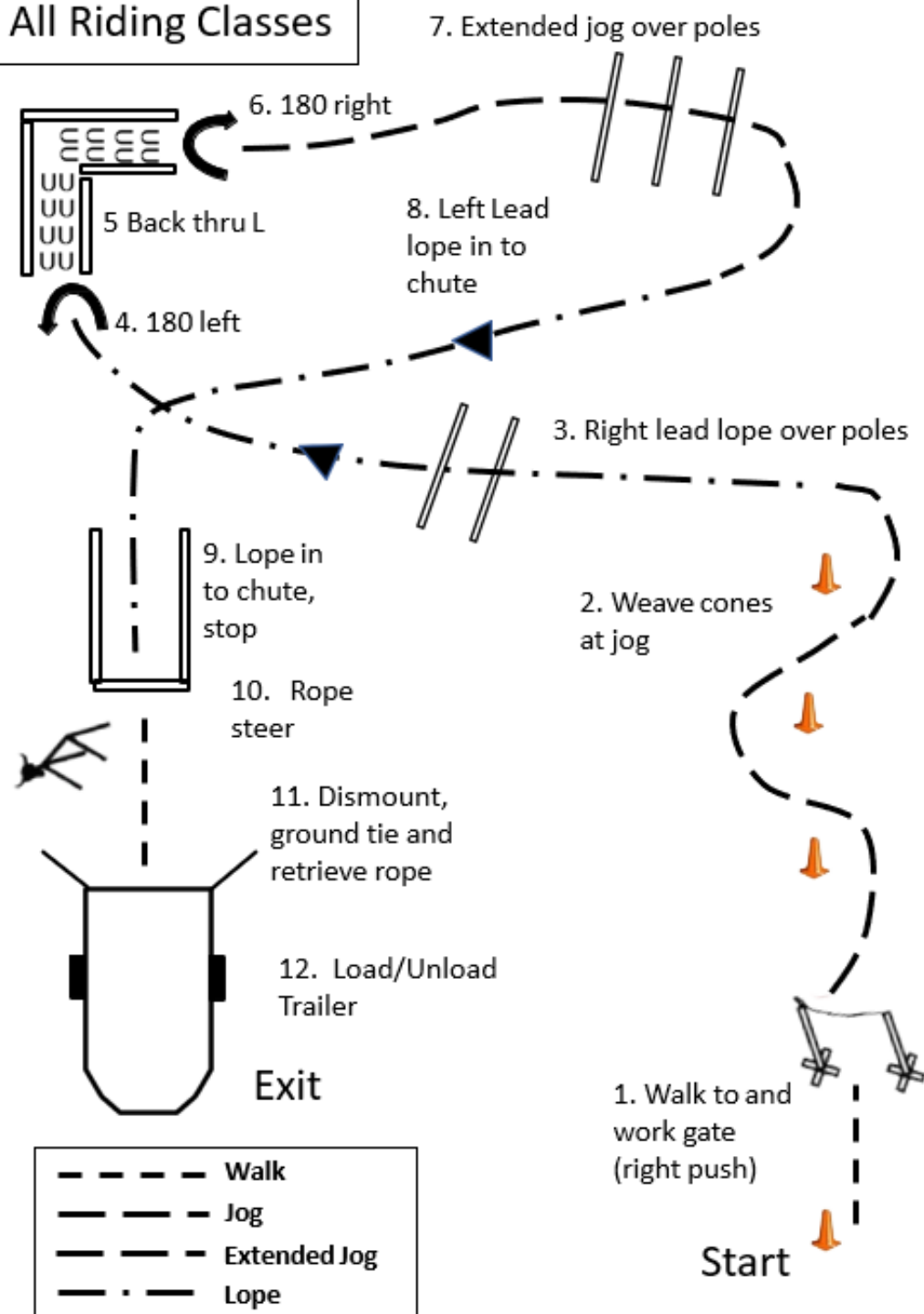
## Ranchmanship Pattern #1

1. Extended Trot From Cone thru Chute; Stop.
2. 1 Spin Left.
3. 1 Spin Right.
4. Back thru chute 1/4 turn left.
5. Trot to cone.
6. At cone walk to side pass pole.
7. Side pass left.
8. Lope left lead.
9. Change to right lead.
10. Lope Right Circle; Stop at side pass pole.
11. Side pass right.



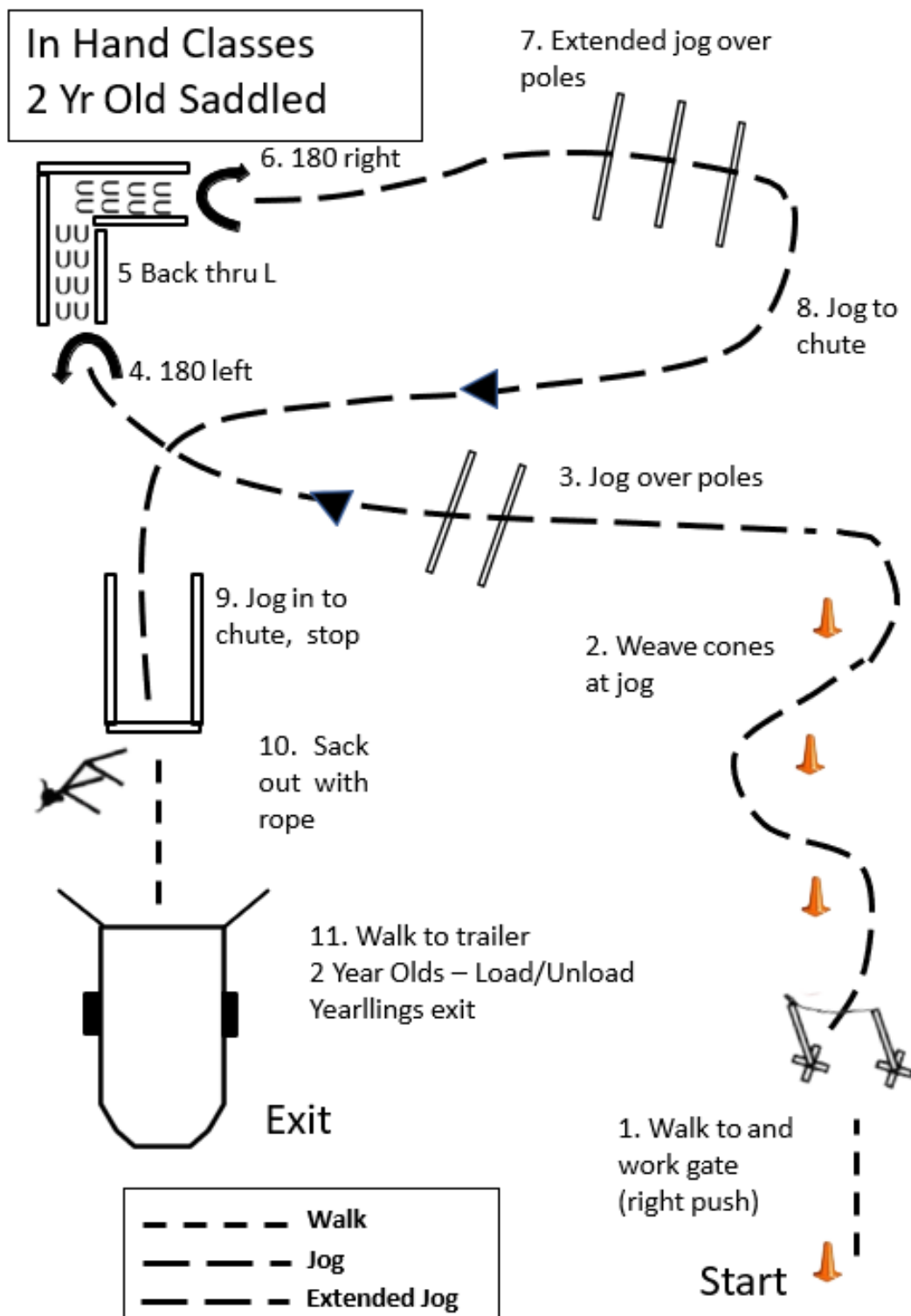
# 2020 Fall Finale Trail MoRHA#1

## All Riding Classes





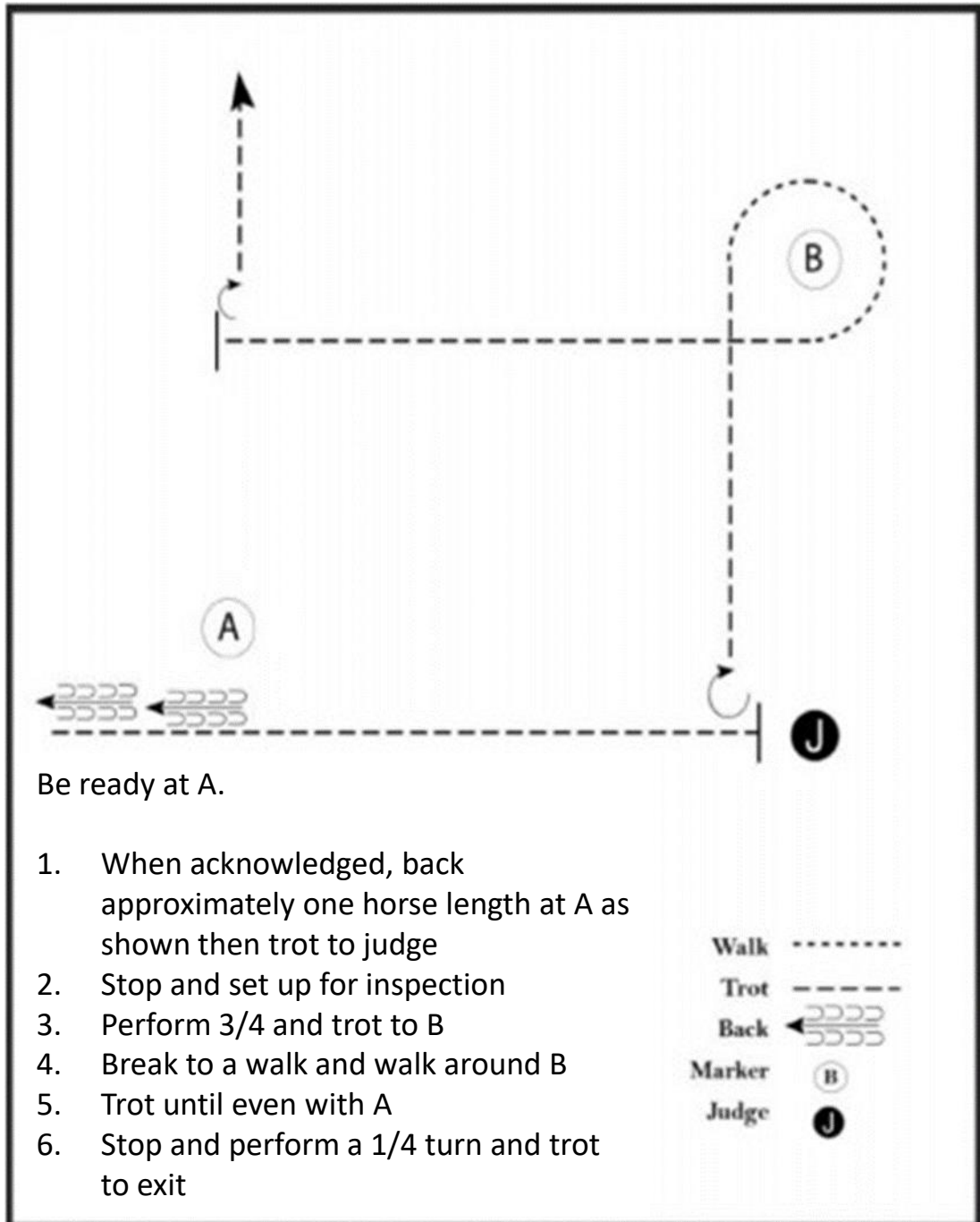
# 2020 Fall Finale Trail MoRHA#1





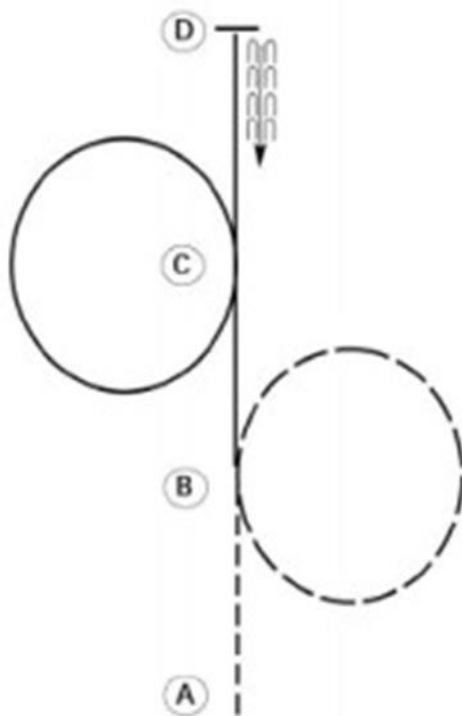


# 2020 Fall Finale SMS MoRHA#5





# 2020 Fall Finale HMS MoRHA#1



Be ready at A.

1. Jog from A to B
2. Extend the jog in a circle to the right at B
3. Lope on the left lead to C and circle to the left.
4. Continue to lope to D
5. Stop at D and back on horse length

Walk	-----
Jog	-----
Extended Jog	-----
Lope	=====
Leg Yield	
Lead Change	↗↘
Back	←←←←←
Marker	Ⓚ
Sidepass	←←←←←